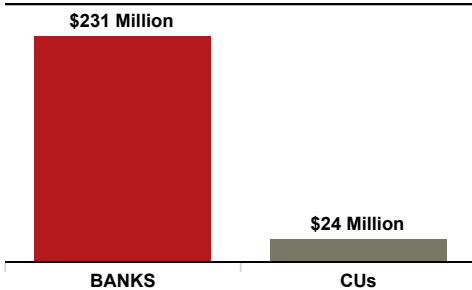


Illinois Median Asset Size By Institution Third-Quarter 2022



Illinois Credit Unions

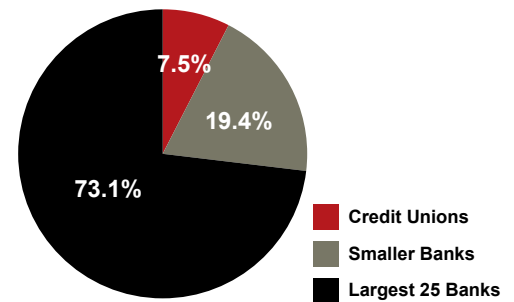
Number of credit unions headquartered in the state: 215
Memberships in credit unions headquartered in the state: 3,780,925

A small but significant presence in the community

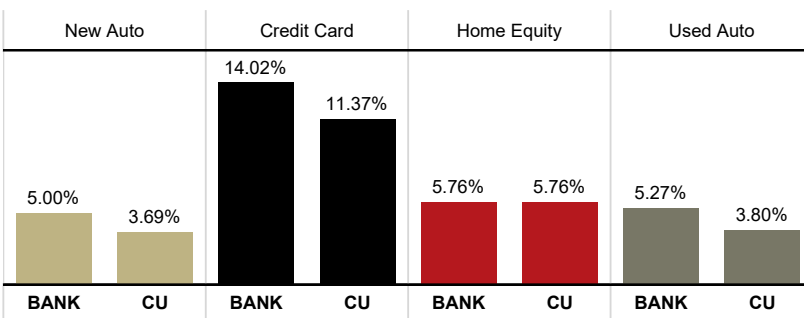
Credit unions represent a growing, but small segment of the state's financial sector. Banks control 92.5% of deposits in Illinois. Big banks have aggressively expanded market share in the state and represent the biggest competitive challenge to the state's small institutions.

Out-of-state banks control 46.4% of total bank deposits in the state - a share that has increased by 27.9 percentage points over the past two decades.

Illinois Mid-Year 2022 Market Share of Deposits



Illinois Average Interest Rates



A better deal for consumers

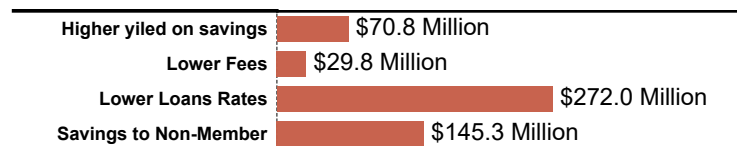
The lower credit union average new car loan rate shown in the graph results in a savings of \$893 over the life of a 5-year car loan (assuming an average \$30,000 amount financed).

A structural difference that produces big benefits

Credit unions are not-for-profit financial cooperatives and, unlike banks, have no shareholders demanding a market return on their investment. This structural difference allows credit unions to pass profits on to their member-depositors in the form of lower loan interest rates, higher yields on savings and fewer/lower fees.

2022 Illinois Credit Union Financial Benefits

Benefits arise from Credit Unions providing:



Total Member Benefits \$373 Million

Source: NCUA, FDIC, Datatrac, and CUNA's Economics and Statistics Department. All available data is as of September 2022. Market share of deposit data is for June 2022.